


# Create a Sticker Collage

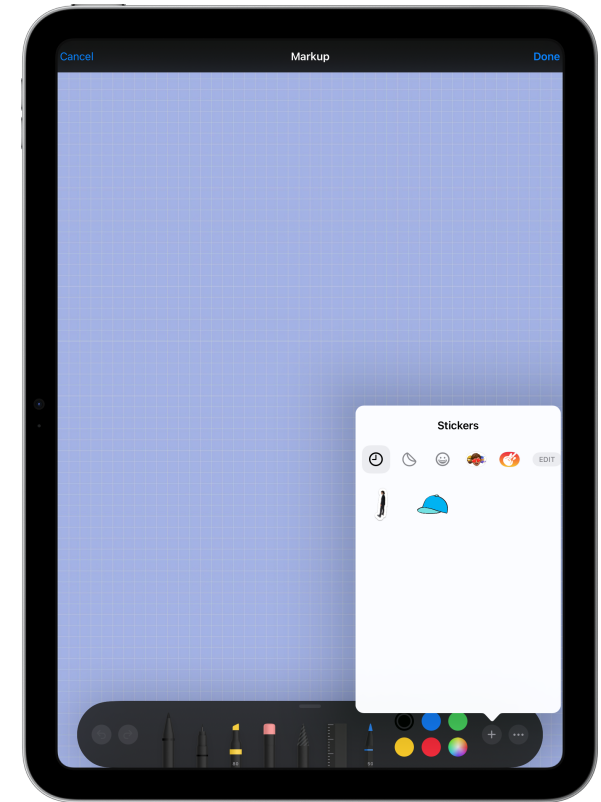
Make custom photo stickers to use in a surreal photo collage. Or use them as visuals in a report or presentation, or to illustrate a story.




**Discover more creative activities.**

[Activities for Early Learners \(ages 4–8\) >](#)

[Activities for Students \(ages 8+\) >](#)



Use Camera to photograph people or objects. In Photos, touch and hold your subject and release. Tap Add Sticker. In Photos, tap Edit and Markup  to layer your stickers on other photos or try sticking them on a background image from the downloadable template.



Get help with  
Photos >